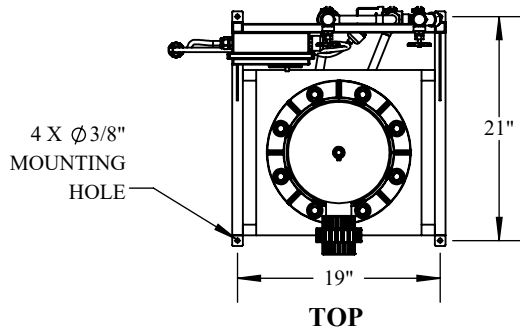


# HX-24-WV THRU HX-60-WV SPECIFICATIONS

## VERTICAL MOUNT WATER TO WATER HEAT EXCHANGER



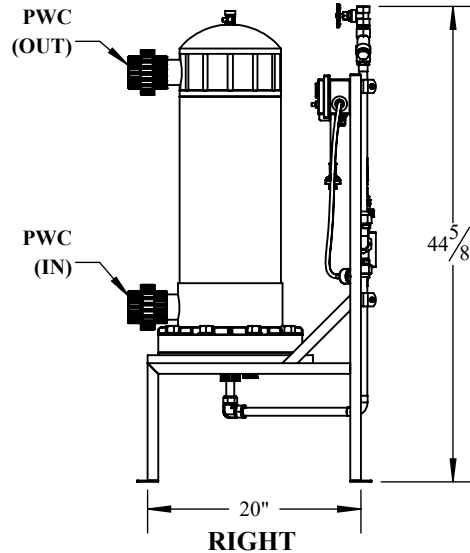
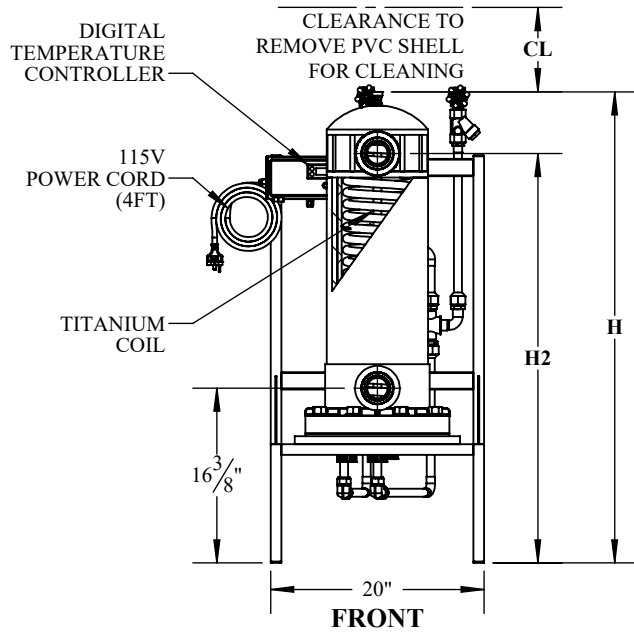
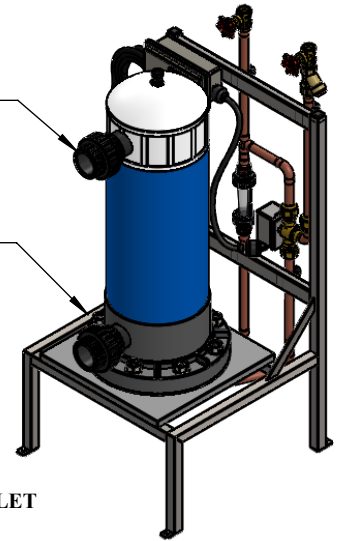
### POWER CORD PLUG TYPE



#5-15P MALE PLUG  
1 AMP @ 115 VOLT

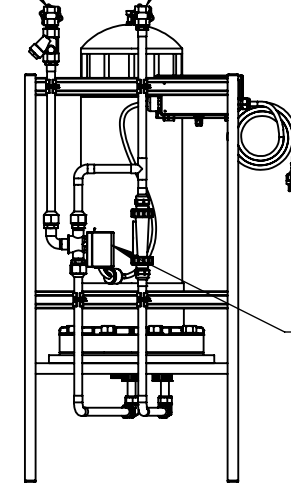
TITANIUM COIL PVC HEAT EXCHANGER

304 STAINLESS STEEL STAND



COLD / HOT WATER INLET

COLD / HOT WATER OUTLET



PWC: PROCESS WATER CONNECTION SIZE

HEAT EXCHANGER SPECIFICATIONS								
MODEL NO.	*NOMINAL BTUH / KW	PROCESS WATER FLOW RATE (GPM)	COLD / HOT WATER FLOW RATE (GPM)*	H	H2	CL	PWC IN / OUT (SLIP)	COLD / HOT WATER SUPPLY IN / OUT (FPT)
HX-24-WV	24K / 7	40	5 / 2.5	37.25"	31.375"	25"	2"	3/4"
HX-36-WV	36K / 10.5	40	7 / 3.5	44.25"	38.375"	32"	2"	3/4"
HX-48-WV	48K / 14	60	10 / 5	52.25"	46.375"	40"	2"	3/4"
HX-60-WV	60K / 17.5	60	12 / 6	59.625"	53.875"	47.5"	2"	3/4"

### \*NOTE:

\*FLOW RATE (GPM) AND (BTU) RATING IS BASED ON 40°F EWT @ 10°F ΔT (COLD) AND 75°F EWT @ 1-2°F ΔT PROCESS WATER.

- CONTACT AQUA LOGIC FOR SIZING IF, PARAMETERS DIFFER FROM ABOVE.
- ALL DIMENSIONS ARE AN APPROXIMATION AND CAN CHANGE AT ANY TIME.

### OPTIONS:

- SCH 80 PVC HEAT EXCHANGER.
- SCH 80 CPVC HEAT EXCHANGER (CPVC RECOMMENDED FOR ALL HOT WATER APPLICATIONS WHERE HOT WATER FEED EXCEEDS 130°F).
- 2-WAY MOTORIZED WATER VALVE.
- 316 STAINLESS STEEL STAND AND HARDWARE.



9558 Camino Ruiz,  
San Diego, CA 92126

DRAWING #	SHEET TITLE			
	HX-24-WV THRU HX-60-WV			
DRAWN BY	DATE	REVISION	SCALE	SHEET #
Arnaldo Guzman	10/11/2022			1 OF 1

* COPYRIGHT *				
These drawings including design idea and construction techniques herein are the sole property of Aqua Logic Inc. They shall not be revised, copied, or reproduced in any manner without the written consent of Aqua Logic Inc..				
DESCRIPTION				
DRAWN BY	DATE	REVISION	SCALE	SHEET #
Arnaldo Guzman	10/11/2022			1 OF 1