
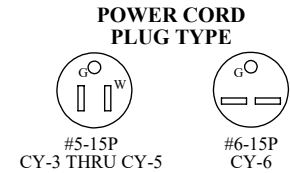


# CY-3 THRU CY-6 CHILLER SPECIFICATION

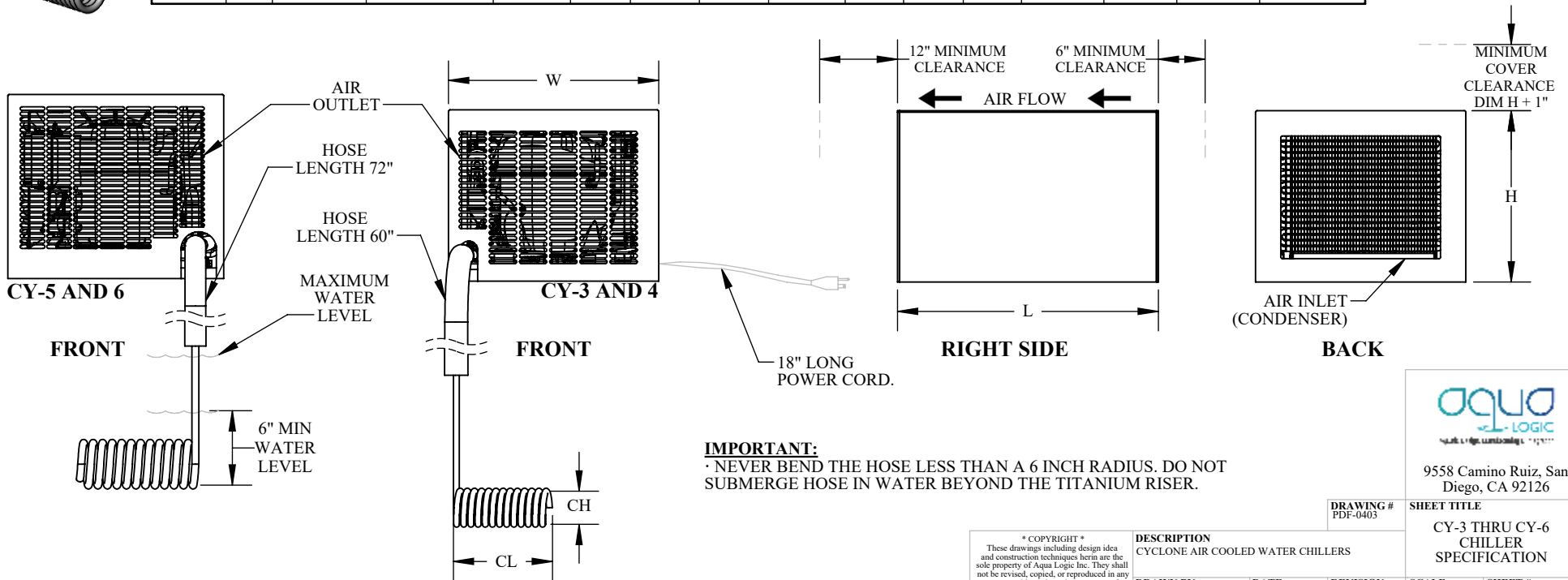


**NOTE:**

- STANDARD MODEL CHILLERS OPERATE WITHIN A TEMPERATURE RANGE OF 65-80°F.
- ADD "CWCT" (COLD WATER CAP TUBE) TO MODEL NUMBER FOR WATER TEMPERATURES BETWEEN 50-65°F.
- ALL DIMENSIONS ARE APPROXIMATE AND CAN CHANGE WITHOUT NOTICE.



CHILLER SPECIFICATIONS															
MODEL NO.	HP	NOMINAL BTUH	R134A REFRIGERANT CHARGE (OZ.)	VOLTS / PHASE	AMPS.	WATTS	WATER FLOW RATE (GPM)	AIR OUTPUT (CFM)	L	W	H	CL (COIL LENGTH)	CH (COIL HEIGHT)	SHIPPING WEIGHT (LBS.)	SHIPPING DIMENSIONS (IN.)
CY-3	1/4	3,000	5	115	5.4	621	8-15	240	17 1/2"	13 1/2"	11"	7 1/4"	2 1/8"	53	26 x 16 x 15
CY-4	1/3	4,000	8	115	7.2	828	10-20	260	17 1/2"	13 1/2"	11"	9"	2 1/8"	62	26 x 16 x 15
CY-5	1/2	6,000	9.5	115	9.5	1092	12-25	350	17 1/2"	15 1/4"	13"	9 1/8"	3"	110	33 x 26 x 24
CY-6	1/2	6,000	9.5	230 / 1	4.8	1104	12-25	350	17 1/2"	15 1/4"	13"	9 1/8"	3"	112	33 x 26 x 24



**IMPORTANT:**

- NEVER BEND THE HOSE LESS THAN A 6 INCH RADIUS. DO NOT SUBMERGE HOSE IN WATER BEYOND THE TITANIUM RISER.



9558 Camino Ruiz, San Diego, CA 92126

DRAWING # PDF-0403 SHEET TITLE

CY-3 THRU CY-6 CHILLER SPECIFICATION

\* COPYRIGHT \*  
These drawings including design idea and construction techniques herein are the sole property of Aquo Logic Inc. They shall not be revised, copied, or reproduced in any manner without the written consent of Aquo Logic Inc.

DESCRIPTION  
CYCLONE AIR COOLED WATER CHILLERS

DRAWN BY Arnaldo Guzman	DATE 1/15/2019	REVISION DANFOSS	SCALE	SHEET # 1 OF 1
----------------------------	-------------------	---------------------	-------	-------------------