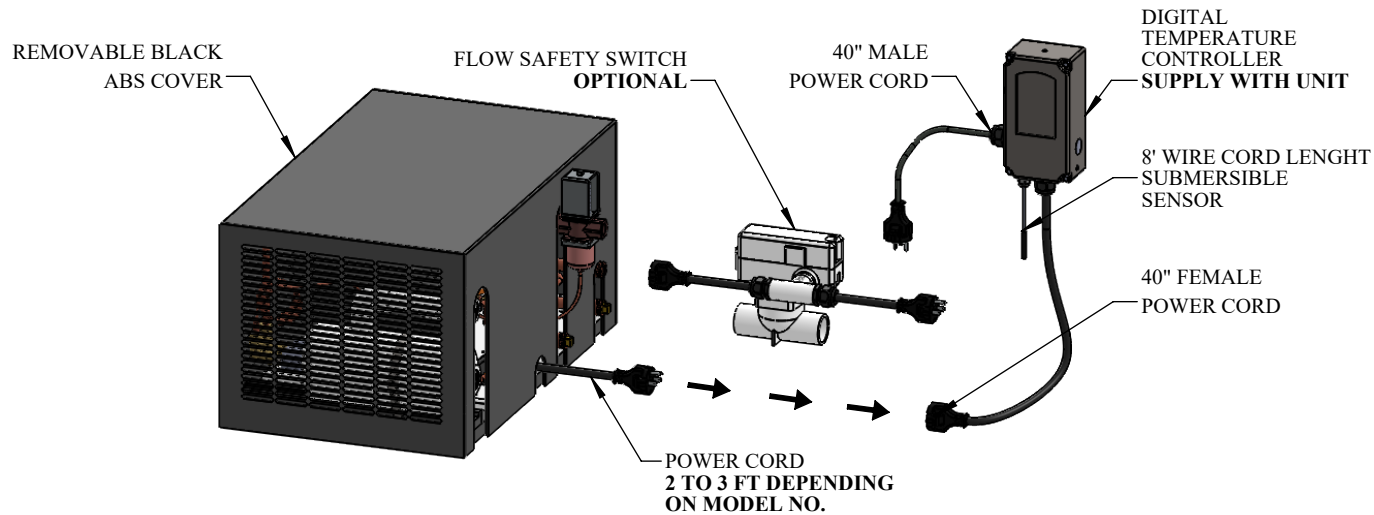


DS-3-WC THRU DS-6-WC SPECIFICATION SHEET

FOR INDOOR FRESH AND SALT WATER APPLICATIONS

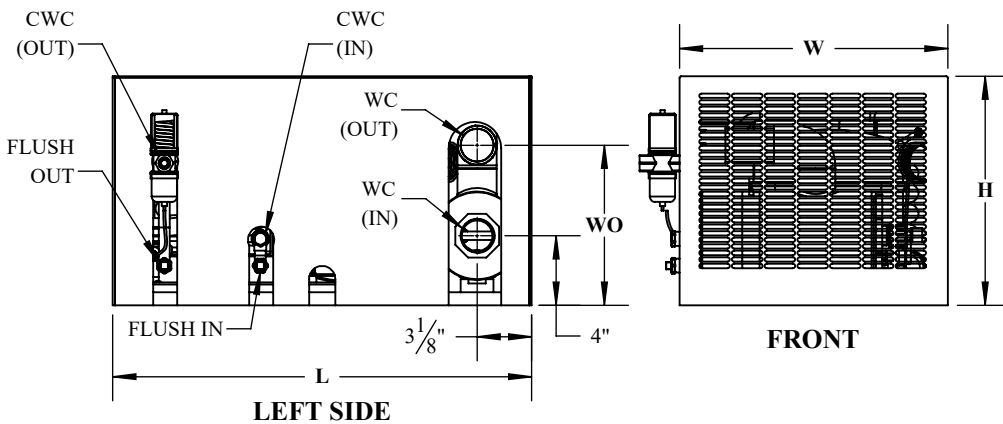


CHILLER	DIGITAL TEMP. CONTROL	OPTIONAL FLOW SAFETY SWITCH
DS-3-WC	DC115S	FS-1
DS-4-WC	DC115S	FS-1
DS-5-WC	DC115S	FS-1.5-15
DS-6-WC	DC230S	FS-1.5-230

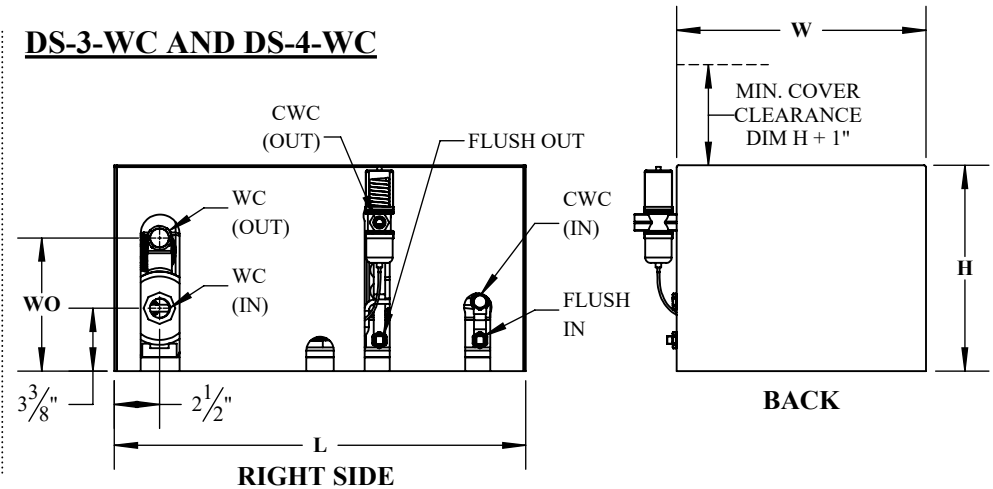
OPTIONS:

- ADD "CWCT" (COLD WATER CAP TUBE) TO MODEL NUMBER FOR WATER TEMPERATURES BETWEEN 50-65 °F.
- ADD "TXV" (THERMAL EXPANSION VALVE) TO THE MODEL NUMBER FOR WATER TEMPERATURES BETWEEN 40-80 °F.

DS-5-WC AND DS-6-WC



DS-3-WC AND DS-4-WC

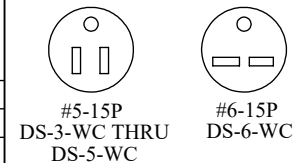


WO: WATER OUTLET WC: WATER CONNECTION SIZE CWC: CITY WATER CONNECTION SIZE

CHILLER SPECIFICATIONS

MODEL NO.	HP	NOMINAL BTUH	R134A REFRIGERANT CHARGE (OZ.)	VOLTS / PHASE	AMPS.	WATTS	WATER FLOW RATE (GPM)	*CONDENSER WATER USE (GPM)	L	W	H	WO	WC WATER IN / OUT (FPT)	CWC WATER IN / OUT (FPT)
DS-3-WC	1/4	3,000	5	115	5.4	621	8-15	.3	22 1/2"	13 5/8"	11 1/4"	7 1/4"	3/4"	3/8"
DS-4-WC	1/3	4,000	8	115	7.2	828	10-20	.5	22 1/2"	13 5/8"	11 1/4"	7 1/4"	3/4"	3/8"
DS-5-WC	1/2	6,000	12	115	9.5	1092	12-25	.7	24"	15 3/8"	13 1/8"	9 1/4"	1 1/2"	3/8"
DS-6-WC	1/2	6,000	12	230 / 1	4.8	1104	12-25	.7	24"	15 3/8"	13 1/8"	9 1/4"	1 1/2"	3/8"

POWER CORD PLUG TYPE



9558 Camino Ruiz, San Diego, CA 92126

NOTE:

- STANDARD MODEL CHILLERS OPERATE WITHIN A TEMPERATURE RANGE OF 65-80 °F.
- MINIMUM CLEARANCE AROUND THE UNIT IS 4".
- ALL DIMENSIONS ARE APPROXIMATE AND CAN CHANGE WITHOUT NOTICE.

* COPYRIGHT *
These drawings including design idea and construction techniques herein are the sole property of Aqua Logic Inc. They shall not be revised, copied, or reproduced in any manner without the written consent of Aqua Logic Inc..

DESCRIPTION

DELTA STAR WATER COOLED WATER CHILLERS

DRAWN BY	DATE	REVISION	SCALE	SHEET #
A. GUZMAN	8/11/2021	DANFOSS		1 OF 1

DRAWING #

SHEET TITLE
DS-3 THRU DS-6 CHILLER SPECIFICATION