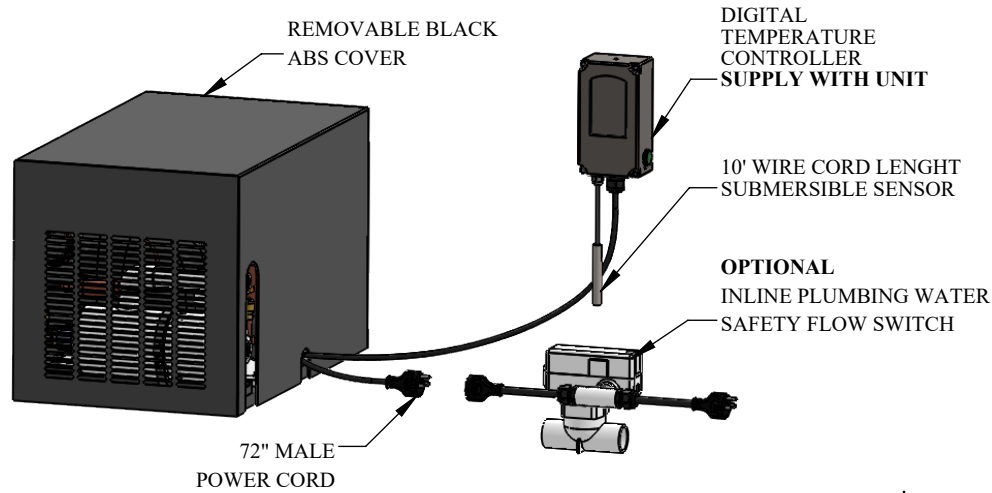


DSHP-4 THRU DSHP-6 SPECIFICATION SHEET

FOR INDOOR FRESH AND SALT WATER APPLICATIONS

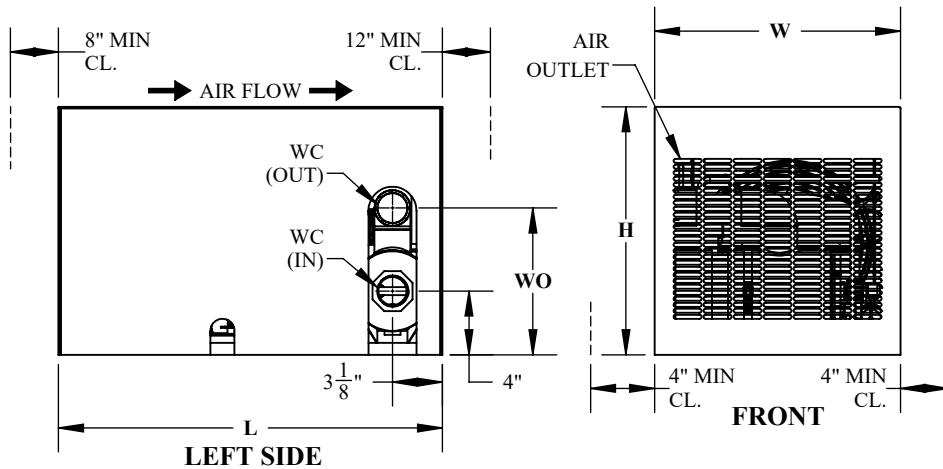


MODEL	OPTIONAL FLOW SAFETY SWITCH
DSHP-4	FS-1
DSHP-5	FS-1.5-15
DSHP-6	FS-1.5-230

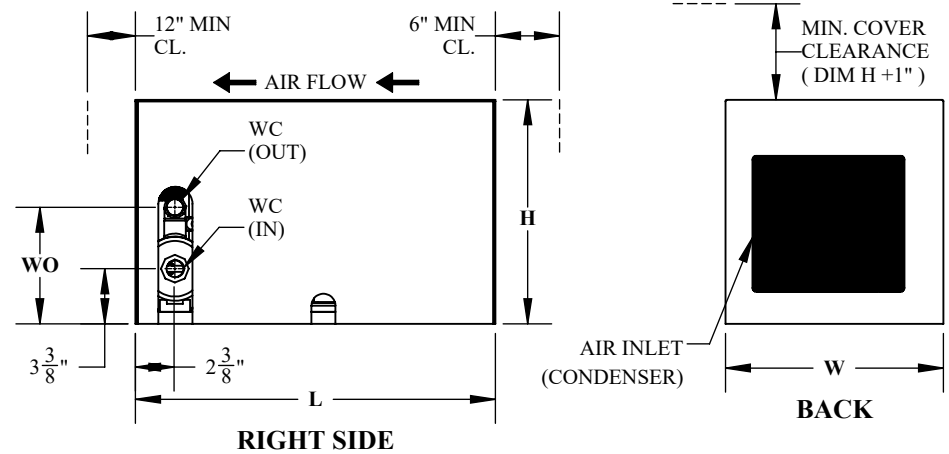
NOTE:

- DO NOT OPERATE IN HEAT MODE BELOW 55°F AIR TEMPERATURE.
- ALL MODELS MUST HAVE ACCESS FOR CLEANING OF CONDENSER.
- ALL DIMENSIONS ARE APPROXIMATE AND MAY CHANGE AT ANY TIME.

DSHP-5 AND 6



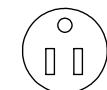
DSHP-4



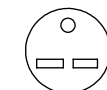
WO: WATER OUTLET WC: WATER CONNECTION SIZE CL: CLEARANCE

HEAT PUMP SPECIFICATIONS													
MODEL NO.	HP	NOMINAL BTUH	R134A REFRIGERANT CHARGE (OZ)	VOLTS / PHASE	AMPS.	WATTS	WATER FLOW RATE (GPM)	AIR OUTLET (CFM)	L	W	H	WO	WC WATER IN / OUT (FPT)
DSHP-4	1/3	4,000	8.5	115	7.2	828	10-20	260	22 1/2"	13 5/8"	14"	7 1/4"	3/4"
DSHP-5	1/2	6,000	10	115	9.5	1092	12-25	350	24"	15 3/8"	15 1/2"	9 1/4"	1 1/2"
DSHP-6	1/2	6,000	10	230 / 1	4.8	1104	12-25	350	24"	15 3/8"	15 1/2"	9 1/4"	1 1/2"

POWER CORD PLUG TYPE



#5-15P
DSHP-4 AND DSHP-5



#6-15P
DSHP-6

* COPYRIGHT *
These drawings including design idea and construction techniques herein are the sole property of Aqua Logic Inc. They shall not be revised, copied, or reproduced in any manner without the written consent of Aqua Logic Inc.

DESCRIPTION
DELTA STAR AIR COOLED HEAT PUMP

DRAWN BY	DATE	REVISION	SCALE	SHEET #
	7/16/2021	DANFOSS	1:12	1 OF 1



DRAWING # PDF-0104
SHEET TITLE
DSHP-4 THRU DSHP-6 SPECIFICATIONS