

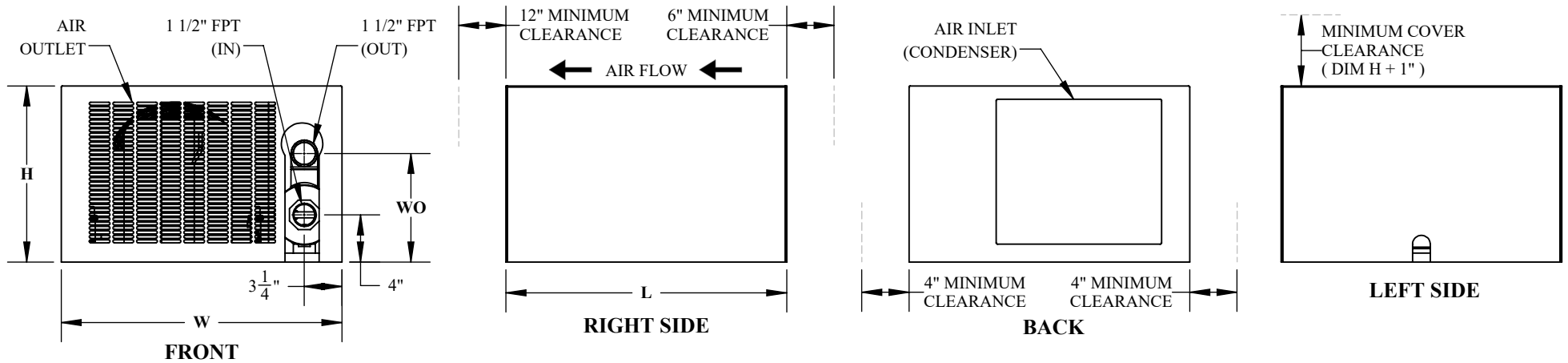
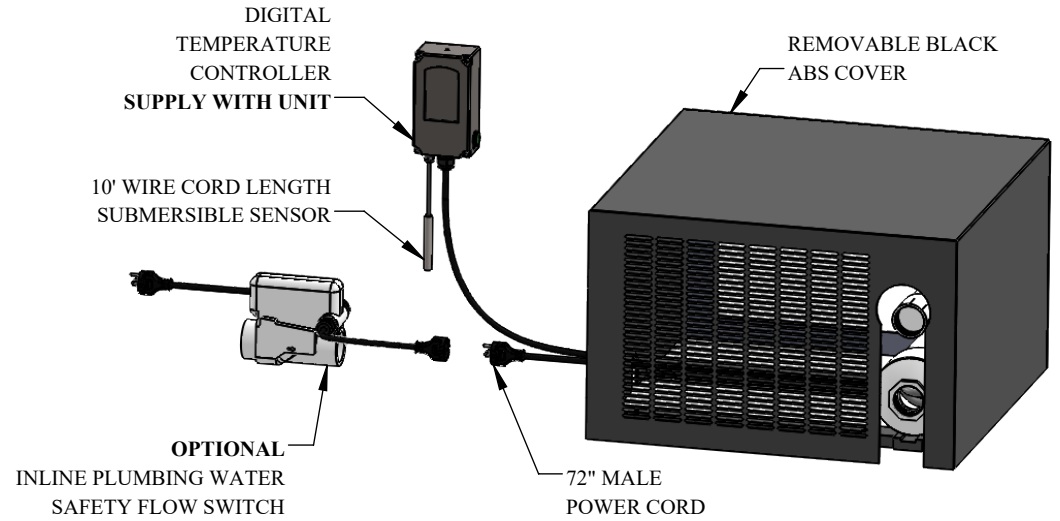
DSHP-7 THRU DSHP-10 HEAT PUMP SPECIFICATION

FOR INDOOR FRESH AND SALT WATER APPLICATIONS

MODEL	OPTIONAL FLOW SAFETY SWITCH
DSHP-7	FS-1.5-20
DSHP-8	FS-1.5-230
DSHP-9	FS-1.5-230
DSHP-10	FS-1.5-230

NOTE:

- DO NOT OPERATE IN HEAT MODE BELOW 55°F AIR TEMPERATURE.
- ALL MODELS MUST HAVE ACCESS FOR CLEANING CONDENSER.
- ALL DIMENSIONS ARE APPROXIMATE AND MAY CHANGE AT ANY TIME.

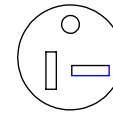


WO: WATER OUTLET

-ALL MODELS INCLUDES 18" LONG POWER CORD AND 6' CONTROL TETHER.

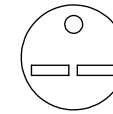
HEAT PUMP SPECIFICATIONS												
MODEL NO.	HP	NOMINAL BTUH	REFRIGERANT TYPE / CHARGE (OZ.)	VOLTS / PHASE	WATTS	AMPS.	WATER FLOW RATE (GPM)	AIR OUTLET (CFM)	L	W	H	WO
DSHP-7	3/4	9500	R134A / 48	115	1495	13	15 - 30	590	23 3/4"	23 3/4"	14 7/8"	9 1/4"
DSHP-8	3/4	9500	R134A / 48	230 / 1	1610	7	15 - 30	590	23 3/4"	23 3/4"	14 7/8"	9 1/4"
DSHP-9	1	12,000	R134A / 56	230 / 1	1656	7.2	20 - 35	610	26 1/4"	27 1/2"	17 5/8"	9 1/4"
DSHP-10	1 1/2	21,000	R422B / 72	230 / 1	2415	10.5	25 - 40	772	26 1/4"	26 1/4"	17 5/8"	12"

POWER CORD PLUG TYPE



#5-20P

DSHP-7



#6-15P

DSHP-8 THRU DSHP-10



9558 Camino Ruiz, San Diego, CA 92126

DRAWING # PDF-0103

SHEET TITLE DSHP-7 THRU DSHP-10 SPECIFICATIONS

* COPYRIGHT *
These drawings including design idea and construction techniques herein are the sole property of Aqua Logic Inc. They shall not be revised, copied, or reproduced in any manner without the written consent of Aqua Logic Inc.

DESCRIPTION DELTA STAR AIR COOLED HEAT PUMP

DRAWN BY	DATE	REVISION	SCALE	SHEET #
	7/16/2021	DANFOSS	1:15	1 OF 1